

MEET
YASMIN!



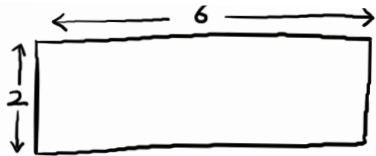
DIY Bookmarks!

Supplies:

- * white card
- * scissors
- * ruler
- * pencil
- * coloured pencils

Steps:


1. Use ruler and pencil to measure a rectangle bookmark on your paper 2 inches wide and 6 inches long. Cut out the bookmark.




2. On a separate piece of paper, practice drawing the flower in simple steps as shown.





3. Draw three or four of the flower designs on your bookmark, depending on the size of your drawing.




4. Have fun colouring your bookmark!



Try it yourself!



Yasmin, the Builder!



TASK 1

What is the tallest structure you can build using only one sheet of paper and tape?

Materials:
paper, tape



TASK 2

Create a standing bridge.

Materials:
Cardboard,
tape



TASK 3

Construct a hat that fits on your head.

Materials:
Newspaper, tape



TASK 4

Design a rollercoaster track for a marble. The marble should travel uphill at least once.

Materials:
Cardboard, tape


Yasmin, the Fashionista!



Yasmin, the Fashionista!



Help Yasmin find her mum at the Market!





Pakistan Facts

Yasmin and her family are proud of their Pakistani culture. Yasmin loves to share facts about Pakistan!

Location

Pakistan is on the continent of Asia, with India on one side and Afghanistan on the other.



Currency

The currency or money of Pakistan is called the rupee.

Language

The national language of Pakistan is Urdu, but English and several other languages are also spoken there.

سلام

(Salaam means Peace)



History

Independence Day in Pakistan is celebrated on August 14.

A Taste Of Pakistan

Lassi (Yogurt Drink)

Ingredients:

- 3 cups plain yogurt
- 2 cups milk
- a few ice cubes
- 3 teaspoons sugar
- ½ teaspoon salt (optional)



Directions:

Crush the ice cubes in a blender. Add yogurt, milk, sugar, and salt. Blend for about one minute. Serve cold.